



In following-up, pls. cite DMS ref #

**2019-BA-0059329**

REPUBLIC OF THE PHILIPPINES  
**DEPARTMENT OF BUDGET AND MANAGEMENT**  
GENERAL SOLANO STREET, SAN MIGUEL, MANILA

**ACKNOWLEDGEMENT RECEIPT**

The **DEPARTMENT OF BUDGET AND MANAGEMENT** hereby acknowledges the receipt of your letter/request which has been uploaded to the DBM-Document Management System and routed to the appropriate office/s with the following information:

Sender: TESDA - PERSONAL DELIVERY

Document Title: TESDA-SUBMISSION OF MRD FAR 4 FOR THE MONTH OF MAY, 2019

Document Reference No: 2019-BA-0059329

Date and Time Uploaded: Tuesday, June 25, 2019 2:54:25 PM

Uploaded By: Jayson RECEIVING

Routed To: BMB-A Christine P. Santos

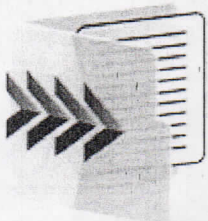
CC:

Total no of pages received: 1 copy and 2 pages

The determination of the completeness of the documentary requirements submitted, if any, is subject to the evaluation of the technical person in charge.

This receipt is system generated and does not require signature.

Received by:



DOCUMENT  
MANAGEMENT  
SYSTEM

**MONTHLY REPORT OF DISBURSEMENTS**

For the Month of May 1-31, 2019

FAR No. 4

Department OFFICE OF THE PRESIDENT - OTHER EXECUTIVE OFFICES  
 Agency TECHNICAL EDUCATION AND SKILLS DEVELOPMENT AUTHORITY (TESDA)  
 Operating Unit CENTRAL OFFICE  
 Organization Cr 16-009-01-00000  
 Funding Source 01 - Regular Agency Fund

PARTICULARS	CURRENT YEAR BUDGET				PRIOR YEAR'S BUDGET				SUB-TOTAL	GRAND TOTAL				REMARKS
	PS	MOOE	CO	TOTAL	PRIOR YEAR'S ACCOUNTS PAYABLE			TOTAL		PS	MOOE	CO	TOTAL	
					PS	MOOE	CO							
Notice of Cash Allocation														
MDS	9,195,725.30	11,219,916.42	-	20,415,641.72	-	180,880.09	-	180,880.09	20,596,521.81	9,195,725.30	11,400,796.51	-	20,596,521.81	
LDD	25,920,470.79	12,002,764.36	83,319.95	38,006,555.10	-	1,067,149.15	-	1,067,149.15	39,073,704.25	25,920,470.79	13,069,913.51	83,319.95	39,073,704.25	
Tax Remittar	2,338,076.54	361,545.00	-	2,699,621.54	-	76,427.29	20,833.28	97,260.57	2,796,882.11	2,338,076.54	437,972.29	20,833.28	2,796,882.11	
<b>Total</b>	<b>37,454,272.63</b>	<b>23,584,225.78</b>	<b>83,319.95</b>	<b>61,121,818.36</b>	-	<b>1,324,456.53</b>	<b>20,833.28</b>	<b>1,345,289.81</b>	<b>62,467,108.17</b>	<b>37,454,272.63</b>	<b>24,908,682.31</b>	<b>104,153.23</b>	<b>62,467,108.17</b>	


SUMMARY

	Prev. Report	This Month	As of Date
Total Disbursements Authorities Received	<u>1,203,033,868.19</u>	<u>78,020,704.11</u>	<u>1,281,054,572.30</u>
Notice of Cash Allocation (NCA)	1,194,345,383.00	75,223,822.00	1,269,569,205.00
Tax Remittance Advice (TRA)	8,688,485.19	2,796,882.11	11,485,367.30
Less: Notice of Transfer Allocation (NTA) Issued	<u>952,659,501.72</u>	<u>13,855,226.99</u>	<u>966,514,728.71</u>
Total Disbursements Authorities Available	<u>250,374,366.47</u>	<u>64,165,477.12</u>	<u>314,539,843.59</u>
Less:			
Lapsed NCA	74,053,827.60	-	74,053,827.60
Disbursements	140,891,664.11	62,467,108.17	203,358,772.28
Total	<u>214,945,491.71</u>	<u>62,467,108.17</u>	<u>277,412,599.88</u>
Balance of Disbursements Authorities as of to Date	<u>35,428,874.76</u>	<u>1,698,368.95</u>	<u>37,127,243.71</u>


Total Disbursements Program  
 Less: Actual Disbursements  
 (Over)/Under Spending

Prev. Report	This Month	As of Date
250,374,366.47	64,165,477.12	314,539,843.59
140,891,664.11	62,467,108.17	203,358,772.28
<u>109,482,702.36</u>	<u>1,698,368.95</u>	<u>111,181,071.31</u>

Certified Correct:

  
**RICHMOND RYAN D. ALCAZAREN**  
 Accountant IV-OIC, Accounting Division, FMS  
 Date: \_\_\_\_\_

Approved by:

  
**SEC. ISIDRO S. LAPEÑA, PhD, CSEE**  
 Director General  
 Date: \_\_\_\_\_

6/17/2019


**MONTHLY REPORT OF DISBURSEMENTS**  
For the month of May, 2019

Department: Other Executive Offices (OEOs)						Agency: Technical Education and Skills Development Authority										Operating Unit: Central Office												
Organization Code (UACS): 260410100000						Fund Cluster: 01 - Regular Agency Fund										Report Status: PENDING												
PARTICULARS	CURRENT YEAR BUDGET					PRIOR YEAR'S ACCOUNTS PAYABLE					CURRENT YEAR'S ACCOUNTS PAYABLE					SUB-TOTAL	TRUST LIABILITIES				GRAND TOTAL					REMARKS		
	PS	MOOE	Fin. Exp	CO	TOTAL	PS	MOOE	Fin. Exp	CO	Sub-Total	PS	MOOE	Fin. Exp	CO	Sub-Total		TOTAL	PS	MOOE	CO	TOTAL	PS	MOOE	Fin. Exp	CO		TOTAL	
1	2	3	4	5	6=(2+3+4+5)	7	8	9	10	11=(7+8+9+10)	12	13	14	15	16=(12+13+14+15)	17=(11+16)	18=(6+17)	19	20	21	22=(19+20+21)	23	24	25	26	27=(23+24+25+26)	28	
Notice of Cash Allocation (NCA)	35,116,196.09	23,222,680.78		83,319.95	58,422,196.82		1,248,029.24			1,248,029.24					1,248,029.24	59,670,226.06					35,116,196.09	24,470,710.02			83,319.95	59,670,226.06		
MDS Checks Issued	9,195,725.30	11,219,916.42			20,415,641.72		180,880.09			180,880.09					180,880.09	20,596,521.81					9,195,725.30	11,400,796.51			83,319.95	20,596,521.81		
Advice to Debit Account	25,920,470.79	12,002,764.36		83,319.95	38,006,555.10		1,067,149.15			1,067,149.15					1,067,149.15	39,073,704.25					25,920,470.79	13,069,913.51				39,073,704.25		
Notice of Transfer of Allocation (NTA)																												
MDS Checks Issued																												
Advice to Debit Account																												
Working Fund (NCA issued to BTr)																97,260.57	2,796,882.11					2,338,076.54	437,972.29		20,833.28	2,796,882.11		
Tax Remittance Advices Issued (TRA)	2,338,076.54	361,545.00			2,699,621.54		76,427.29		20,833.28	97,260.57																		
Cash Disbursement Ceiling (CDC)																												
Non-Cash Availment Authority (NCAA)																												
Others (CDT, BTr Docs Stamp, etc.)																												

**Summary**


PARTICULARS	PREVIOUS REPORT	CURRENT MONTH	AS OF DATE
(1)	(2)	(3)	(4)
Total Disbursement Authorities Received			
NCA	1,194,345,383.00	75,223,822.00	1,269,569,205.00
Working Fund			
TRA	8,888,485.19	2,796,882.11	11,485,367.30
CDC			
NCAA			
Others (CDT, BTr Docs Stamp, etc.)			
-ess: Notice of Transfer Allocations (NTA) Issued	952,659,501.72	13,855,226.99	966,514,728.71
Total Disbursements Authorities Available	250,374,366.47	64,165,477.12	314,539,843.59
-ess			
Lapsed NCA	74,053,827.60		74,053,827.60
Disbursements	140,891,664.11	62,467,108.17	203,358,772.28
Balance of Disbursements Authorities as of to date	35,428,874.76	1,698,368.95	37,127,243.71
Total Disbursements Program	250,374,366.47	64,165,477.12	314,539,843.59
-ess: Actual Disbursements	140,891,664.11	62,467,108.17	203,358,772.28
Over/Under spending-	109,482,702.36	1,698,368.95	111,181,071.31

Certified Correct:

  
\_\_\_\_\_  
Agency Chief Accountant

Date:

Approved By:

  
SEC. ISIDRO S. LAPEÑA, PhD, CSEE  
Head of Agency or Authorized Representative  
Date: 